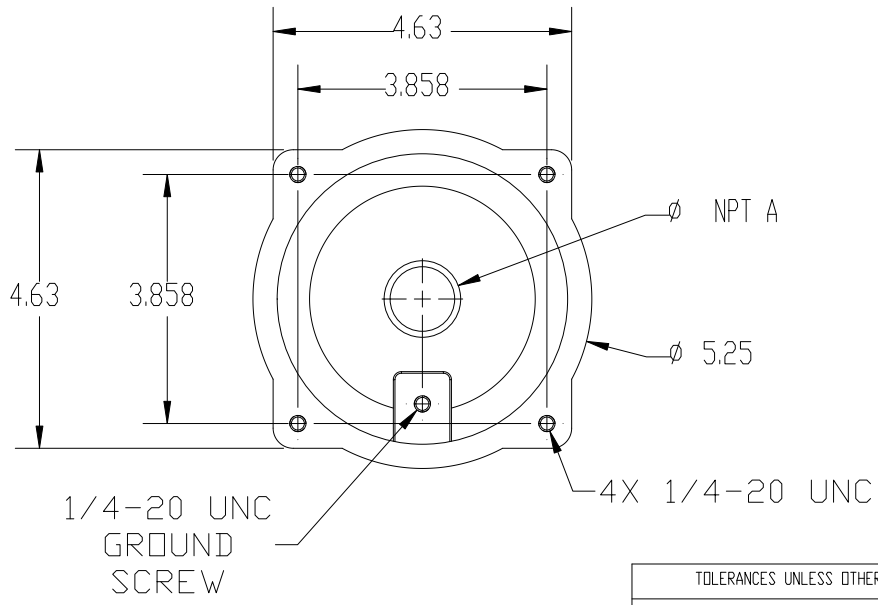
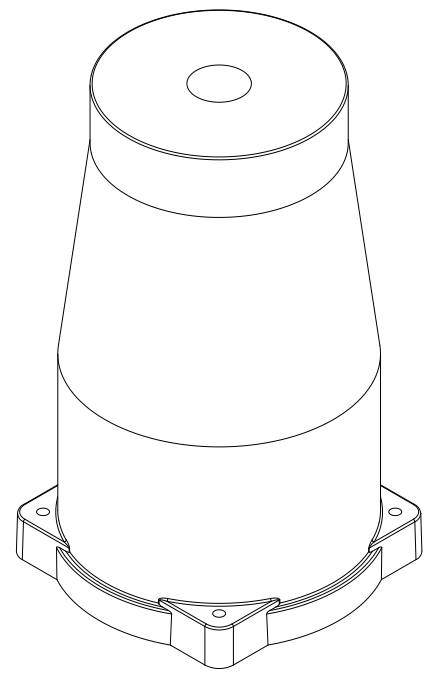
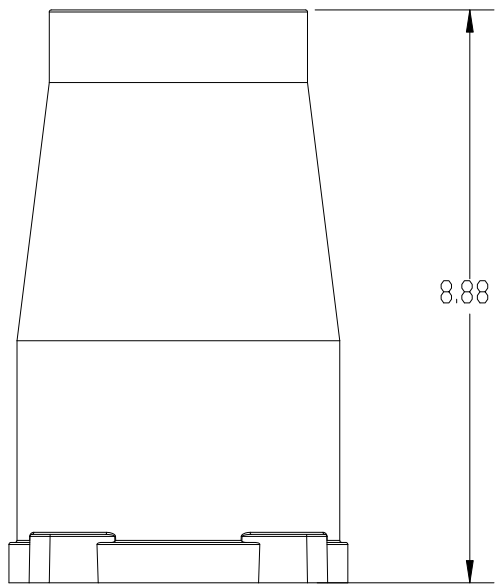


This drawing is the property of MELTRIC Corporation, Franklin (Milwaukee), Wisconsin, USA. Any unauthorized copying of this drawing by any means, or disclosure of its contents to any person not authorized by MELTRIC Corporation or its agents to receive it, is strictly prohibited.



PART NUMBER	NPT SIZE "A"
596P0N10	1" NPT
596P0N12	1-1/4" NPT
596P0N15	1-1/2" NPT
596P0N20	2" NPT
596P0N25	2-1/2" NPT
596P0N30	3" NPT

TOLERANCES UNLESS OTHERWISE SPECIFIED

MACHINED SURFACES	±0.05
GROUND SURFACES	±0.01
ANGLE TOLERANCE	±1°
REMOVE BURRS & SHARP EDGES TO .015 MAX.	

ENGLISH
 0.X ±0.05
 0.XX ±0.01
 0.XXX ±0.005

DIMENSIONS SHOWN IN OVALS ARE INSPECTION DIMENSIONS.

MELTRIC
 A COMPANY OF MARECHAL ELECTRIC

DRAWN	APPROVED	DRAWING TITLE:	
DATE:	SCALE	MATERIAL:	
SHEET:	596P0Nxx	PART NUMBER	
1 OF 1		REVISION	