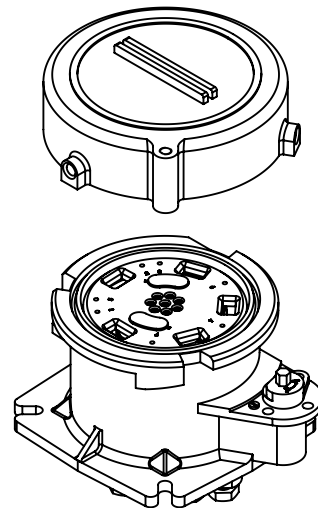
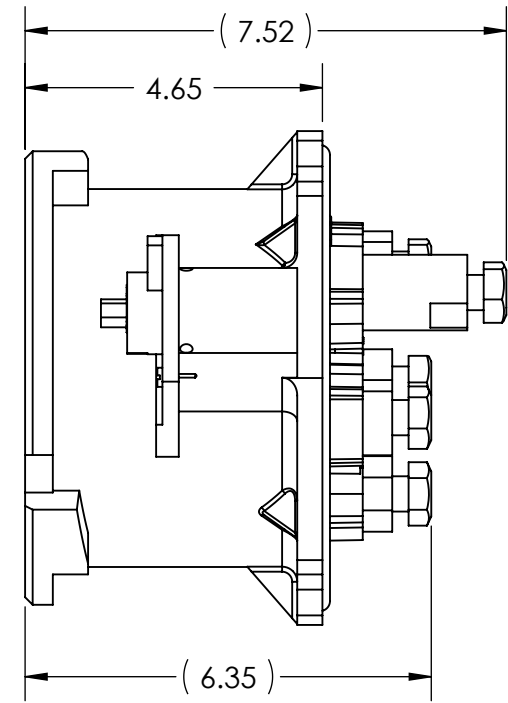
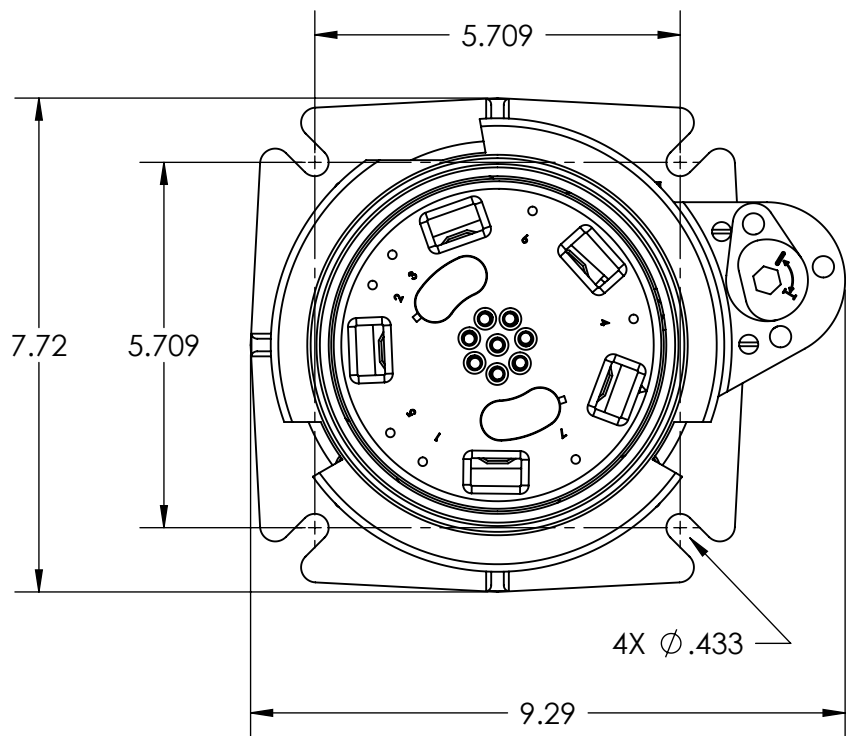
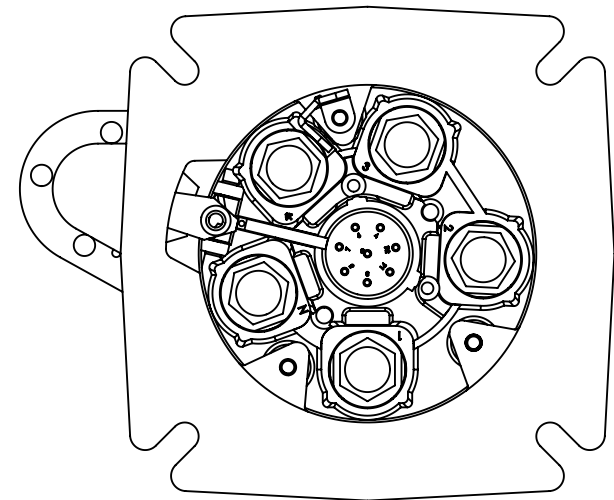
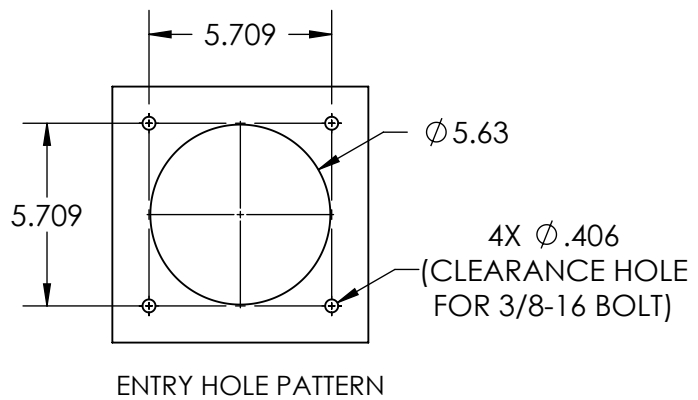


This drawing is the property of MELTRIC Corporation, Franklin (Milwaukee), Wisconsin, USA. Any unauthorized copying of this drawing by any means, ENG/RD/06 REV: 20 ISSUED DATE: 1/15/11 or disclosure of its contents to any person not authorized by MELTRIC Corporation or its agents to receive it, is strictly prohibited.



APPROX WEIGHTS:  
RECEPTACLE = 12LBS.  
CAP = 3 LBS.



|  |  |
|--|--|
| TOLERANCES UNLESS OTHERWISE SPECIFIED                |  |
| MACHINED SURFACES $\sqrt[125]{\text{MAX}}$           | <b>ENGLISH</b><br><br><b>0.X ±0.05</b><br><b>0.XX ±0.01</b><br><b>0.XXX ±0.005</b> |
| GROUND SURFACES $\sqrt[32]{\text{MAX}}$              |  |
| ANGLE TOLERANCE ±1°                                  |  |
| REMOVE BURRS & SHARP EDGES TO .015 MAX.              |  |
| DIMENSIONS SHOWN IN OVALS ARE INSPECTION DIMENSIONS. |  |

|        |             |                           |          |
|--------|-------------|---------------------------|----------|
|        |             | DRAWING TITLE:            |          |
| DRAWN  | APPROVED    | PFQ300 RECEPTACLE AND CAP |          |
| DATE:  | SCALE       | MATERIAL:                 |          |
|        | NTS         | METAL                     |          |
| SHEET: | PART NUMBER |                           | REVISION |
| 1 OF 1 | 47-34xxx    |                           |          |