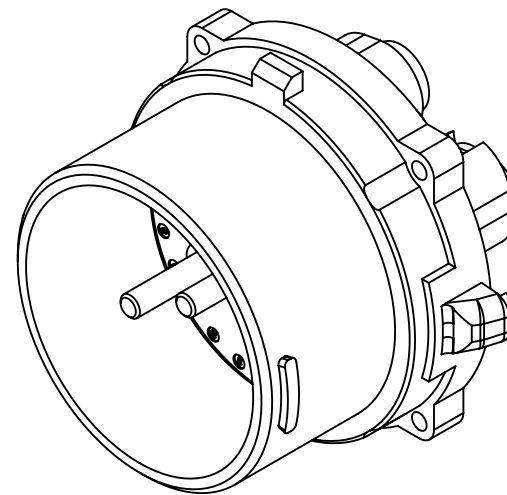
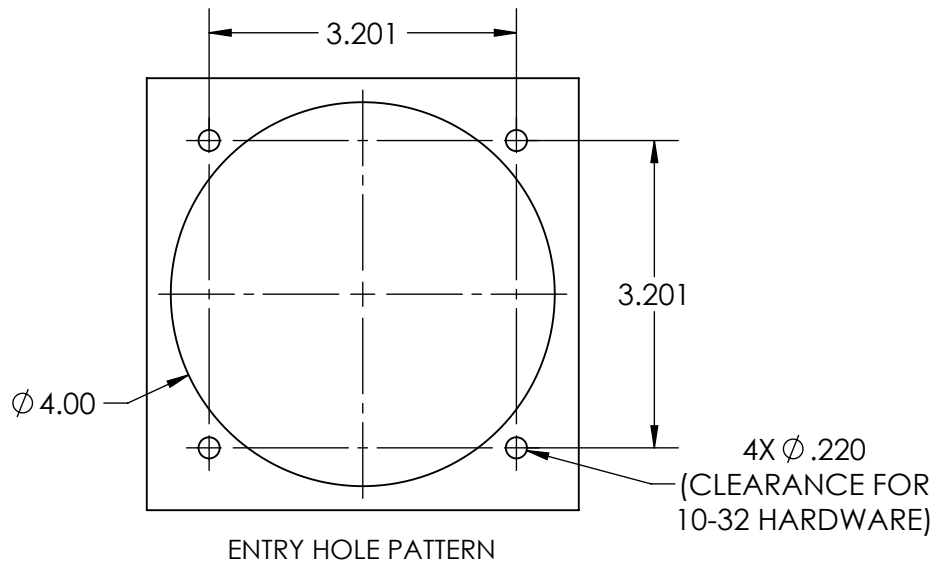
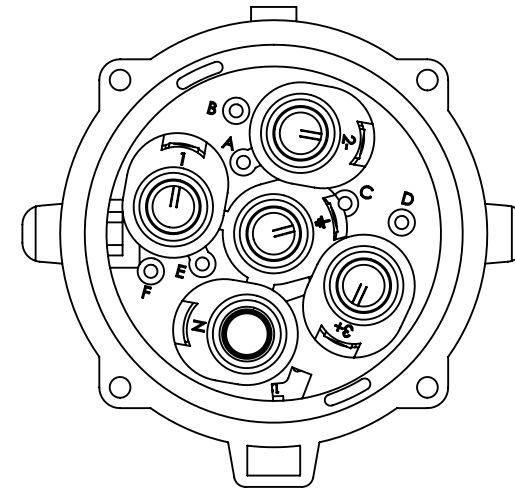
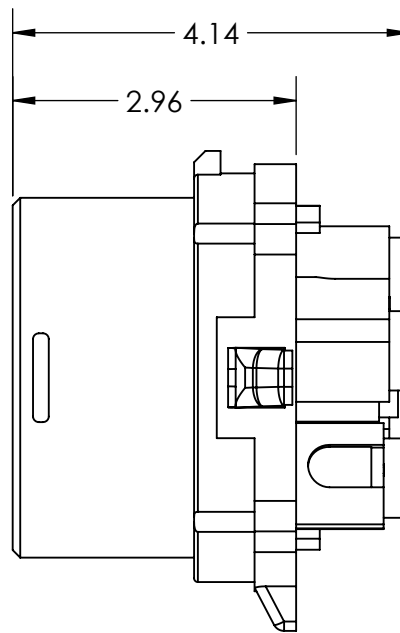
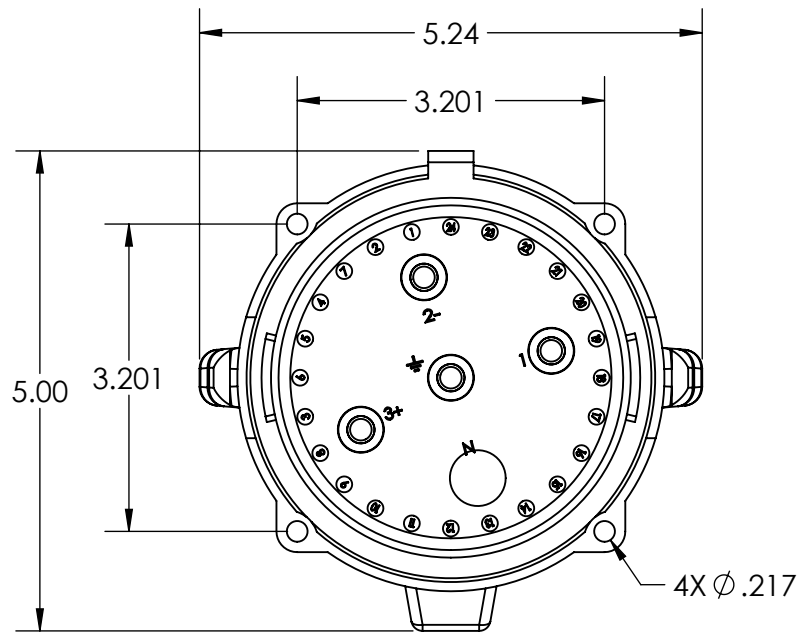


This drawing is the property of MELTRIC Corporation, Franklin (Milwaukee), Wisconsin, USA. Any unauthorized copying of this drawing by any means, ENG/RD/06 REV: 20 ISSUED DATE: 1/15/11 or disclosure of its contents to any person not authorized by MELTRIC Corporation or its agents to receive it, is strictly prohibited.



TOLERANCES UNLESS OTHERWISE SPECIFIED		MELTRIC CORPORATION	
MACHINED SURFACES $\sqrt[125]{\text{MAX}}$	ENGLISH	DRAWN	APPROVED
GROUND SURFACES $\sqrt[32]{\text{MAX}}$		DRAWING TITLE: DSN150 METAL INLET	
ANGLE TOLERANCE $\pm 1^\circ$	0.X $\pm 0.05$ 0.XX $\pm 0.01$ 0.XXX $\pm 0.005$	DATE:	SCALE: NTS
REMOVE BURRS & SHARP EDGES TO .015 MAX.		MATERIAL: METAL CASING	
DIMENSIONS SHOWN IN OVALS ARE INSPECTION DIMENSIONS.		SHEET: 1 OF 1	PART NUMBER: 69-98xxx
			REVISION